

# SYDNEY UNI SUBMISSION FORM SKIN HISTOPATHOLOGY

Dr Linda Vogelneust BVSC (HONS) MANZCVS FANZCVS Dr Philippa Ravens BSC BVSC MVS MANZCVS FANZCVS  
Specialist Veterinary Dermatologists

**Ideal samples: 8mm punch, or elliptical for deep/transitional/nasal panum lesions; 6-8 samples (min.4) from range of lesions DO NOT clean or apply antiseptics to skin prior to biopsies (can apply after samples are collected & sutures placed).**

OWNER'S SURNAME:		PATIENT NAME:	
CLINIC NAME:		CLINICIAN:	Dr.
CLINIC ADDRESS:	<input type="radio"/> As before or		
POST CODE:		<input type="radio"/> Canine	<input type="radio"/> Feline <input type="radio"/> Other:
BREED:		SEX:	<input type="radio"/> F <input type="radio"/> FS <input type="radio"/> M <input type="radio"/> MC
DATE OF BIRTH / AGE:		COLLECTION DATE:	
EMAIL ADDRESS:		MOBILE NUMBER:	
SUSPECTED / CONSIDERED DIAGNOSES:	<input type="radio"/> Allergic <input type="radio"/> Endocrine <input type="radio"/> Neoplastic <input type="radio"/> Immune-mediated		
	<input type="radio"/> Infectious <input type="radio"/> Unsure <input type="radio"/> Other:		
RELEVANT HISTORY:	<input type="radio"/> Pruritus <input type="radio"/> Alopecia <input type="radio"/> Erythema <input type="radio"/> Scaling <input type="radio"/> Nodule/s <input type="radio"/> Pustules		
	<input type="radio"/> Papules <input type="radio"/> Pigmentation <input type="radio"/> Hyperpigmentation <input type="radio"/> Lichenification <input type="radio"/> Erosion/ulceration <input type="radio"/> Crusting		
OTHER DETAILS:			
AFFECTED AREAS:			
DURATION OF SKIN DISEASE:			
RECENT TREATMENT/RESPONSE:			
OTHER TESTS/RESULTS:	<input type="radio"/> Skin Scrapings: <input type="radio"/> Cytology:		



Email photos & additional history to:  
dermatology@sashvets.com

**BIOPSIES: PRICE \$299.00 incl GST**  
SEND (EXPRESS POST) WITH SUBMISSION FORM DIRECT TO HISTO LAB:  
Histopathology Laboratory, McMaster Building B14, University of Sydney, NSW, 2006. (Fix in formalin for 24hrs, remove most of formalin for mailing.)

OR DROP INTO RECEPTION at SASH Sydney or SASH Central Coast

**2nd OPINION: PRICE \$199.00 incl GST**

REQUEST YOUR LAB: Send H&E stained sections from previous biopsies to: Dermatology, Small Animal Specialist Hospital PO Box 157, North Ryde NSW 1670.


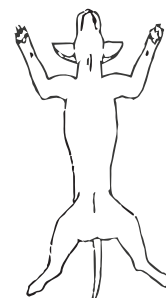
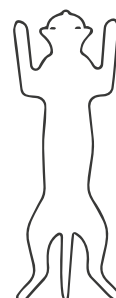
EMAIL OR POST THIS SUBMISSION FORM to dermatology@sashvets.com or Dermatology, Small Animal Specialist Hospital PO Box 157, North Ryde NSW 1670.







Please indicate location of biopsies for all species:

DORSAL

VENTRAL

LATERAL



 SASHVETS.COM  (02) 9889 0289  @sashvets  
 1 Richardson Place, North Ryde, 2113  @sash\_vets  
 2 Bounty Close, Tuggerah, 2259